

NITROUS OXIDE EMISSION DEPENDING ON THE TYPE OF ELECTRON ACCEPTOR BY A DENITRIFYING PHOSPHORUS REMOVAL SLUDGE

TANG B., WU G., WANG H. and GUAN Y.

Key Laboratory of Microorganism Application and Risk Control (MARC) of Shenzhen, Graduate School at Shenzhen, Tsinghua University, Shenzhen, 518055, Guangdong, China
E-mail: wu.guangxue@sz.tsinghua.edu.cn

ABSTRACT

Denitrifying polyphosphate accumulating organisms (DNPAOs) are very promising for simultaneous nitrogen and phosphorus removal, especially for organic carbon limited wastewater treatment. It possesses characteristics of both denitrification and enhanced biological phosphorus removal. While during denitrification, emission of a greenhouse gas, nitrous oxide (N₂O), may occur under certain conditions, such as high nitrite concentrations, low organic carbon to nitrogen ratios and low dissolved oxygen concentrations. N₂O emission has been reported to be intensified during biological denitrifying phosphorus removal using internally-stored compound as the organic carbon. In this study, DNPAOs were enriched in a lab-scale reactor, and a new phenomenon was examined that N₂O emission did not occur when nitrate was used as the electron acceptor. In addition, during denitrifying nitrate, no nitrite accumulation was observed. However, when nitrite was used as the electron acceptor, a high potential of N₂O emission was observed. Characteristics of the observed phenomena was presented. Within a SBR cycle, PO₄-P was released during the anaerobic phase, and PO₄-P was taken up during both the anoxic and aerobic phases, with the proportion of DNPAOs to PAOs of 87%. During the anoxic phase, with the uptake of PO₄-P, denitrification of nitrate was observed without the accumulation of nitrite. In general, a very low amount of N₂O was produced with nitrate as the electron acceptor, independent of the applied different nitrate concentrations. However, with nitrite as the electron acceptor, a much higher N₂O emission occurred. The N₂O emission ratio to the denitrified NO₂-N was 6.2%, 5.3% and 4.9% at the initial NO₂-N concentration of 10, 20 and 40 mg/L, respectively. In addition, a much higher N₂O emission occurred with the co-existence of NO₃-N and NO₂-N. While the initial organic carbon concentration had no significant effect on N₂O emission with NO₃-N as the electron acceptor. This indicated that at least two types of metabolic modes were presented for DNPAOs. One was denitrifying nitrate with the accumulation of nitrite and the other was without the accumulation of nitrite. When stored organic carbon (PHA) by DNPAOs was used as the electron donor, N₂O emission was depended on the electron acceptor. When nitrate was used, there was not much N₂O emission, while when nitrite was used, a high N₂O emission potential occurred. In addition, when nitrate and nitrite existed simultaneously, N₂O emission was higher than that when only nitrite existed. Therefore, PHA was not the intrinsic reason causing N₂O emission during denitrification for the acclimated DNPAOs and the electron acceptor played an important role in N₂O emission.

Keywords: Nitrous Oxide, Denitrifying Polyphosphate Accumulating Organisms, Nitrite, Intracellular stored organic carbon

1. Introduction

Denitrifying phosphate removal processes are very promising for simultaneous nitrogen and phosphorus removal, especially for treating organic carbon limited wastewater. While during denitrification, emission of a greenhouse gas, nitrous oxide (N₂O), may occur. N₂O has a very high greenhouse effect potential, i.e., 300 times that of carbon dioxide (IPCC, 2001). Therefore, a small amount of N₂O emission may cause a significant greenhouse effect. From the view of

sustainable development, avoidance of secondary pollutants during wastewater treatment should be carried out.

During denitrifying phosphate removal, microbial communities such as denitrifying polyphosphate accumulating organisms (DNPAOs), carry out denitrification using intracellular stored organic carbon (such as polyhydroxybutyrate, PHB) as the electron donor and nitrate or nitrite as the electron acceptor. When the intracellular organic carbon is used for denitrification, whether the intracellular organic carbon itself or the existence of nitrite contributed to N₂O emission has not been clearly clarified (Kampschreur *et al.*, 2009). In addition, during denitrification, a high accumulation of nitrite may also induce N₂O emission, especially when denitrifying activities were inhibited (Li *et al.*, 2013; Zhou *et al.*, 2008; Wang *et al.*, 2011). Wu *et al.* (2013) obtained that when PHB was used as the organic carbon for denitrification, a high N₂O emission occurred when nitrite was coexisted. Therefore, it is necessary to examine effect of different electron donors on N₂O emission during denitrification.

In this study, DNPAOs were enriched in a lab-scale reactor, and N₂O emission characteristics were examined.

2. Materials and methods

2.1. Denitrifying phosphate removal process

A sequencing batch reactor (SBR) was operated at 25°C and the reactor had a working volume of 6 litres. The SBR had three cycles per day and each cycle comprised the following phases: fill (10 min), anaerobic (110 min), anoxic (180 min), aerobic (120 min), settle (40 min) and draw/idle (20 min). In each cycle, 3 litres of treated wastewater were exchanged with a new batch of synthetic wastewater. During the anoxic phase, nitrate stock solution was dosed to achieve the initial nitrate nitrogen (NO₃-N) concentration of 30 mg/L. A solids retention time (SRT) of around 15 days was maintained. The influent chemical oxygen demand (COD) was around 400 mg/L, ammonium nitrogen (NH₄-N) of 15 mg/L and orthophosphate (PO₄-P) of 15 mg/L. The reactor was seeded with activated sludge taken from a Wastewater Treatment Plant in Shenzhen, China.

2.2. Batch denitrification experiments

Batch experiments with replications were carried out to examine effects of electron acceptors, different initial nitrite nitrogen (NO₂-N) concentrations and different initial PHB concentrations on N₂O emission. The batch reactors were made from 500 mL capped glass flasks, each with three ports on the cap, one for liquid sampling, one for gas sampling, and the other for gas balance. For the effect of electron acceptors, activated sludge mixed liquor was withdrawn from the SBR at the end of the anaerobic phase, and then different concentrations (NO₃-N of 15, 30 and 60 mg/L, NO₂-N of 10, 20 and 40 mg/L, and NO₃-N/NO₂-N of 30/5, 30/10, 30/20 mg/L, respectively) of electron acceptors were added for commencing the experiment. For examining the effect of PHB on N₂O emission, the activated sludge was taken from the SBR at the end of the aerobic phase, and then different concentrations of COD (50, 100 and 200 mg/L) was added for accumulating PHB under anaerobic conditions. After that, NO₃-N of 30 mg/L was added to initiate the experiment. In all batch experiments, samples (both liquid and gas samples) were taken at intervals to test NO₂-N and NO₃-N for liquid samples, and N₂O for gas samples.

2.3. Analytical methods

NO₂-N, NO₃-N, suspended solids (SS), volatile suspended solids (VSS) and NH₄-N were determined according to standard methods (APHA, 1995). The PHB concentration was detected by the modified HPLC method (Rodgers and Wu, 2010) with crotonic acid used for calibration. N₂O was detected according to Wu *et al.* (2013).

3. Results and discussion

The system had been operated for more than 6 months and a very good DNPAOs activities had been obtained. The fraction of DNPAOs to PAOs was around 87% calculated from the aerobic and anoxic PO₄-P uptake experiments (data not shown), showing that DNPAOs were

successfully enriched inside the system. Dynamics of oxidized nitrogen and phosphorus are shown in Figure 1. During the anaerobic phase, a high amount of $\text{PO}_4\text{-P}$ was released, during the anoxic phase, $\text{PO}_4\text{-P}$ was taken up, and during the aerobic phase, $\text{PO}_4\text{-P}$ was further taken up. During the anoxic phase, with the uptake of $\text{PO}_4\text{-P}$, denitrification of nitrate was observed without the accumulation of nitrite.

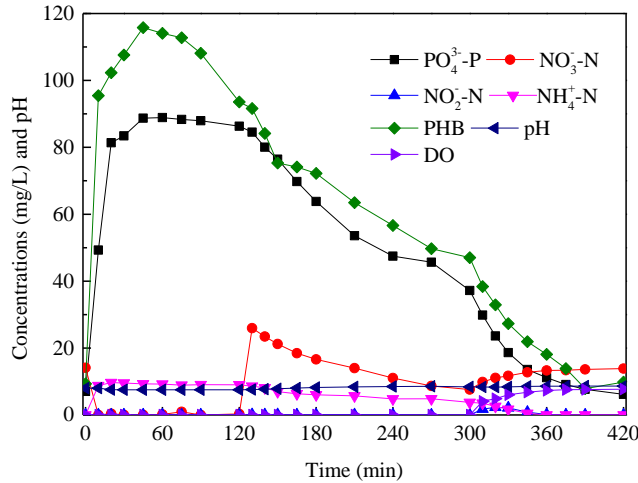
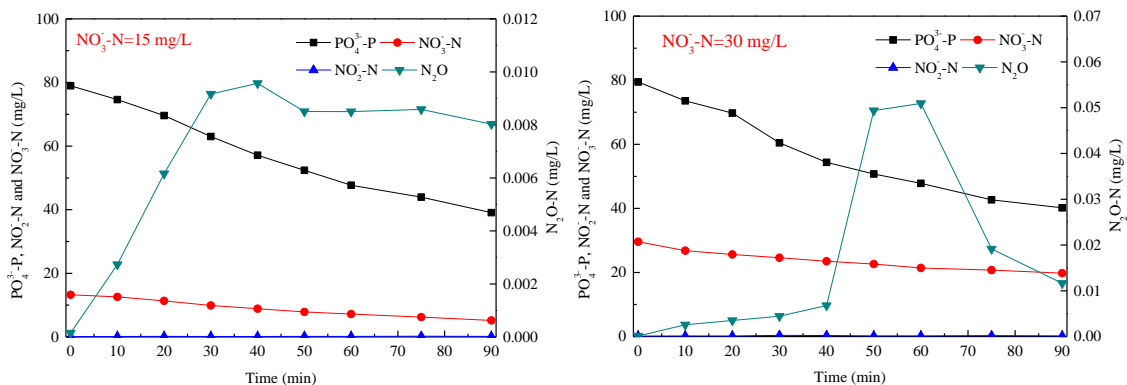


Figure 1: Dynamics of parameters within a typical SBR cycle.

Batch denitrification of nitrate or nitrite for DNPAOs under different oxidized nitrogen ($\text{NO}_x\text{-N}$) concentrations are shown in Figure 2. In general, a very low amount of N_2O was produced with $\text{NO}_3\text{-N}$ as the electron acceptor, with the N_2O emission factor to the denitrified $\text{NO}_3\text{-N}$ of below 0.12%. However, with $\text{NO}_2\text{-N}$ as the electron acceptor, a much higher N_2O emission occurred. At the initial $\text{NO}_2\text{-N}$ concentration of 10 mg/L, N_2O emission occurred during the initial 30 min of the batch experiment, and then decreased with the complete consumption of $\text{NO}_2\text{-N}$. While under the initial $\text{NO}_2\text{-N}$ concentration of 20 and 40 mg/L, N_2O emission occurred during the whole batch experiment period. The N_2O emission factor to the denitrified $\text{NO}_2\text{-N}$ was 6.2%, 5.3% and 4.9% at the initial $\text{NO}_2\text{-N}$ concentration of 10, 20 and 40 mg/L, respectively. In addition, the $\text{NO}_2\text{-N}$ reduction rate decreased with increasing $\text{NO}_2\text{-N}$ concentrations, with values of 11.1, 8.7 and 7.7 mg/g VSS·h at the $\text{NO}_2\text{-N}$ concentrations of 10, 20 and 40 mg/L, respectively.

Batch denitrification of DNPAOs under different initial PHB concentrations with $\text{NO}_3\text{-N}$ as the electron acceptor are shown in Figure 3. Similar to the effect of $\text{NO}_3\text{-N}$ alone, there was not much N_2O emission, with the N_2O emission factor to the denitrified $\text{NO}_3\text{-N}$ also below 0.12% under all conditions. This result indicated that the carbon to nitrogen ratio had no significant effect on N_2O emission for the enriched DNPAOs when $\text{NO}_3\text{-N}$ was used as the electron acceptor.



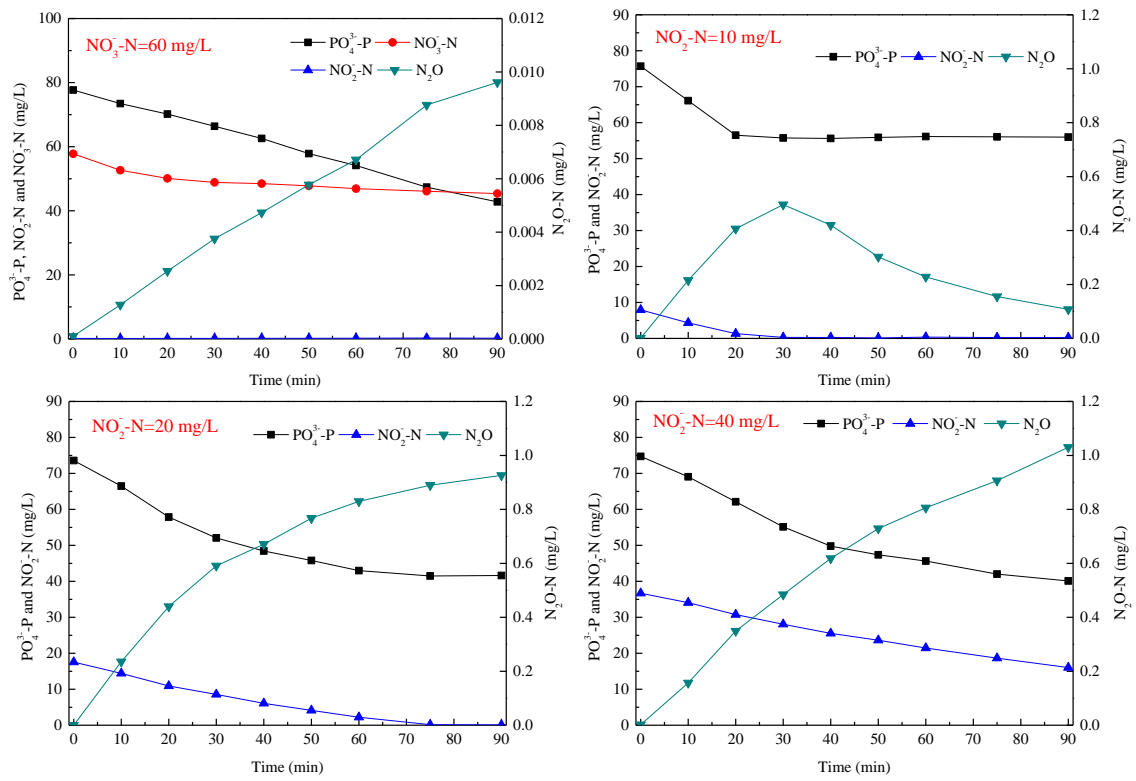


Figure 2: N_2O emission under different electron acceptor concentrations.

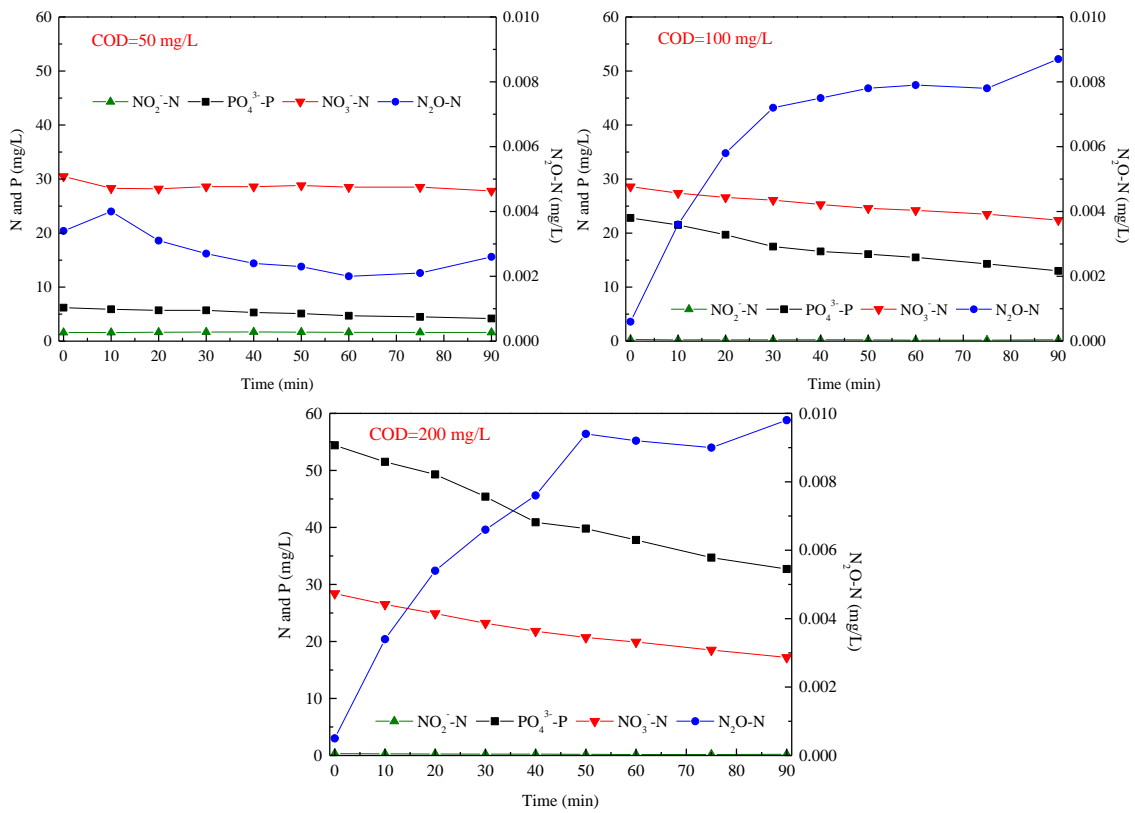


Figure 3: N_2O emission under different initial organic carbon concentrations.

4. Conclusions

When stored organic carbon of DNPAOs was used as the electron donor, N₂O emission was depended on the electron acceptor. When nitrate was used, there was not much N₂O emission, while when nitrite was used, a high N₂O emission potential occurred. In addition, when nitrate and nitrite existed simultaneously, N₂O emission was higher than that when only nitrite existed. Therefore, PHA was not the intrinsic reason causing N₂O emission during denitrification for the acclimated DNPAOs and the electron acceptor played an important role in N₂O emission.

ACKNOWLEDGEMENTS

This research was supported by the National Natural Science Foundation of China (No: 51108242) and the Shenzhen Overseas High-Level Talents Innovation Funds Peacock Plan Project (KQCX20120814155347053).

REFERENCES

1. APHA. (1995), Standard methods for the examination of water and wastewater. American Public Health Association, Washington D.C.
2. IPCC. (2001), Climate Change 2001: the scientific basis, Cambridge University Press, Cambridge, U.K.
3. Kampschreur M.J., Temmink H., Kleerebezem R., Jetten M.S.M., and Van Loosdrecht M.C.M. (2009), Nitrous oxide emission during wastewater treatment, *Water Research*, **43**, 4093-4103.
4. Li C., Zhang J., Liang S., Ngo H.H., Guo W., Zhang Y., and Zou Y. (2013), Nitrous oxide generation in denitrifying phosphorus removal processes: main causes and control measures, *Environmental Science and Pollution Research*, **20**, 5353-5360.
5. Rodgers M., and Wu G. (2010), Production of polyhydroxybutyrate by activated sludge performing enhanced biological phosphorus removal, *Bioresource Technology*, **101(3)**, 1049-1053.
6. Wang Y., Geng J., Guo G., Wang C., and Liu S. (2011), N₂O production in anaerobic/anoxic denitrifying phosphorus removal processes: the effects of carbon sources shock, *Chemical Engineering Journal*, **172**, 999-1007.
7. Wu G., Zhai X., Jiang C., and Guan Y. (2013), Effect of ammonium on nitrous oxide emission during denitrification with different electron donors, *Journal of Environmental Sciences*, **25(6)**, 1131-1138.
8. Zhou Y., Pijuan M., Zeng R.J., and Yuan Z. (2008), Free nitrous acid inhibition on nitrous oxide reduction by a denitrifying-enhanced biological phosphorus removal sludge, *Environmental Science and Technology*, **42**, 8260-8265.